


Smart PillCap User Manual

User Thank you for choosing the Smart PillCap – your partner in smarter medication adherence! With automatic tracking, phone reminders, and monthly follow-up support, the Smart PillCap helps you stay on track with your prescriptions under your healthcare provider's guidance.



What's in the Box

When you unbox your Smart PillCap, you will find:




1 x Smart PillCap



1 x Quick Start Card



1 x USB-C charging cable
(use with a medical-grade adapter)




Pillcap Stickers

Before You Begin - Simple Steps



- 1 Apply the provided number stickers to your Smart PillCap to organize multiple prescriptions and avoid mix-ups.
- 2 Replace your regular prescription cap with the Smart PillCap.
- 3 Call your healthcare provider to get your Smart PillCap paired with your account.
- 4 Use the Smart PillCap exactly as instructed by your healthcare provider.
- 5 Got questions? Reach out to your provider.

Product Information



Power Input: 5V 1A (USB Type-C)

Battery: 3.7V 450mAh LiPo (Rechargeable)

Temperature Range: Up to 40°C

Using the Smart PillCap

A Simple Twist

Ask your pharmacist to dispense your medication in a 20-dram prescription vial.

To open: Press down on the tab with your thumb or finger, then twist counterclockwise.

To close: Twist clockwise until you hear the “click.”



Tracking & Notifications

Your Smart PillCap automatically tracks when it is opened. Notifications you may receive:

Early Reminder: Sent before your scheduled time.

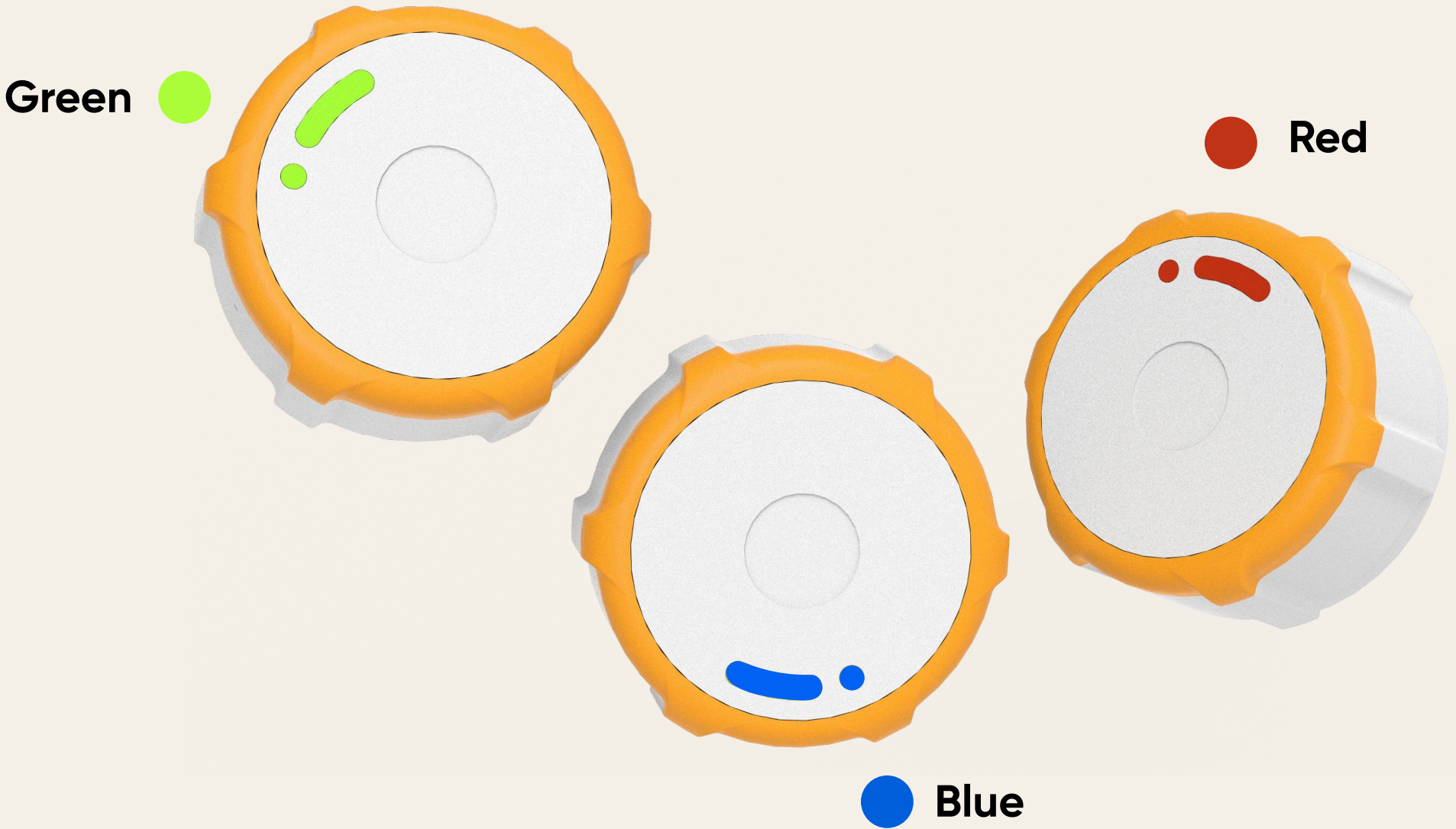
Battery Alerts: Low battery or device offline alerts sent to your phone.

Light Indicators

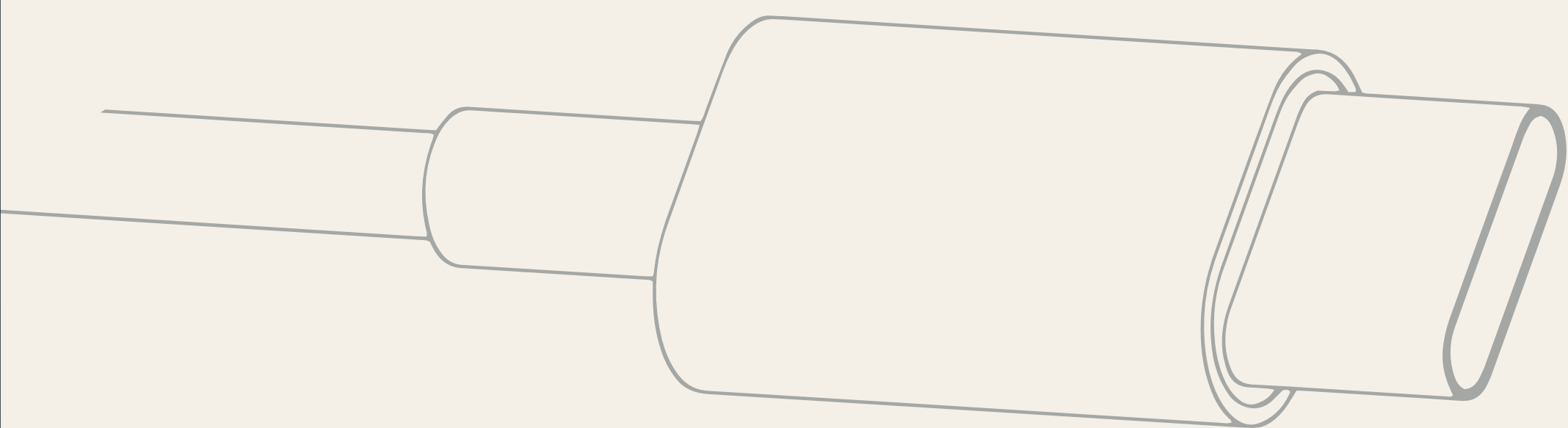
Green: Fully charged / first time pill taken

Cap opened twice within two hours (possible double dose).

Red: Battery low – recharge soon.



Charging Instructions




1. Plug the included USB-C cable into the Smart PillCap.
2. Connect the other end to a medical-grade adapter and a power source.
3. Charging is complete when the light turns green.

Follow-Up Support

Expect a monthly check-in call from your care coordinator.
These calls help track your progress and ensure you're on the right path.

Caution & Safety



- Keep out of reach of children unless under supervision.
- Avoid immersing in water — wipe with a dry cloth only.
- Use only the provided USB-C cable with a medical-grade adapter.
- Do not tamper with internal components.
- Unplug once fully charged.
- Avoid unnecessary opening/closing after setup.
- Keep away from direct heat sources.
- Stop using it if the device is damaged.

Troubleshooting

Issue	Possible Cause	Solution
Cap won't turn on	Battery drained	Recharge until light turns green
No reminders	Device not configured properly	Contact your healthcare provider
Blue light appears unexpectedly	Cap opened twice in short time	Double-check if dose was already taken


Contact & Support

Setup or usage questions: Contact your healthcare provider

Technical issues: Reach out to your care coordinator

Disclaimer

The Smart PillCap is a medical adherence tracking device.



- Forgetting to take pills, using the wrong prescription vial, or misplacing caps may result in improper adherence.
- The Smart PillCap is not responsible for incorrect medication intake.
- Always follow your healthcare provider's instructions and verify prescription label details before consuming medication.
- In case of medical concerns, contact your provider immediately.
- In case of a medical emergency, call 911 (for USA consumers).
- If the device or reminder app shows errors, always refer to your prescription label for correct dosage instructions.